




Bell Joint Leak Clamp for Gas Service 274 (2" - 36")

Smith-Blair 274 Bell Joint Leak Clamps provide a fast, economical means of sealing or preventing leaks in cast iron bell and spigot caulked or rubber ring joints.

The design of the "Kee-Lok"® gaskets and Bell-Spigot rings enables a single clamp to fit both caulked and rubber ring joints on virtually all classes and brands of cast iron or ductile iron pipe with a nominal size. "Kee-Lok"® gaskets are available in sizes up to 24" in diameter only.

(Excluding 14" diameter size.)



Material Specifications

BELL-SPIGOT RING:	Ductile Iron per ASTM 536 Steel on 14" size only - ASTM A36
GASKET:	Nitrile (Buna N) - Compounded to resist oil, natural gas, acids, alkalies, most (aliphatic) hydrocarbon fluids, water and many chemicals. (Contact Smith-Blair engineers for applications involving chemicals). Temperatures: -20° to +180°F.
BOLTS AND NUTS:	High strength low alloy steel with heavy, semi-finished hexagon nuts to ANSI-A21.11 standards. (2" clamps have electrogalvanized steel studs).
FINISH:	Fusion bonded Flexi-Coat™ Epoxy coating.

Material Specifications are subject to change.

Advantages

■ Reduced Inventory

A single clamp fits virtually all classes and brands of cast iron pipe in each nominal size.

■ Easy Installation

Fewer interlocking parts make installation quick and easy.

■ "Kee-Lok"® Gasket

Eliminates field cutting and the use of staples, tongs or tape to hold the gasket in position (for 2" O.D. through 24" O.D. only, excluding 14" size).

■ Corrosion Resistant Materials

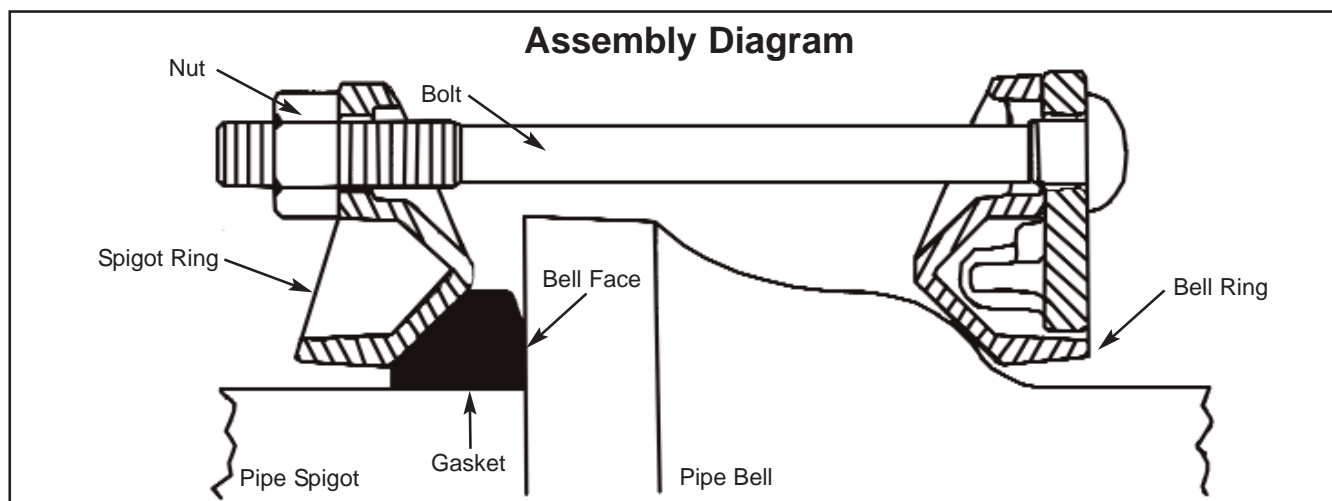
Heavy cast ductile iron bell-spigot rings and high strength low alloy steel bolts and nuts. (Heavy carbon steel bell-spigot rings on 14" size only.)

■ No Loss of Service

Can be installed without interrupting the flow in the pipeline.

Intermediate and Larger Sizes Available Upon Request

274 Bell Joint Leak Clamp



When the Bell Joint Leak Clamp is assembled on the pipe bell, the bell ring and spigot ring are connected by bolts and the gasket is captured in a gasket cavity formed by the spigot ring, pipe spigot, the pipe bell face, bell ring and the joint packing material.

Tightening the bolts draws the two bell and spigot rings toward each other, compressing the rubber gasket against the pipe spigot face of the

pipe bell and joint packing material to form a tight seal.

The carefully engineered hardness and bulk, plus the unique shape of the rubber gasket surfaces that seal against the pipe spigot and joint packing material are flat surfaces providing full contact.

The gasket extends well up onto the face of the bell and angles slightly away from the bell. The back of the gasket has an angle of approximately

45-degrees that mates with a corresponding angle on the face of the spigot ring. As tightening occurs and the spigot ring moves forward, the angular surface on the spigot ring forces the gasket directly against the pipe spigot and joint packing material. After maximum compression against the joint packing material has been reached, the gasket flows forward against the bell face to assure a tight seal.


“Kee-Lok” Gasket

Smith-Blair's Kee-Lock gasket eliminates the difficult and often inaccurate task of cutting the gasket in the field. With the Kee-Lock Gasket, there is no need for staples, tongs, tape or other clumsy gadgets normally used to join gasket ends and hold them in position while assembling the clamp.

To install the gasket, place it on the pipe and snap its ends together.


The gasket is supplied with an extension piece. This piece is left in place for use on larger O.D. pipe and removed for use on smaller O.D. pipe.

Bell Joint Clamps in 14", 30" and 36" diameters are available with bias cut gaskets only.



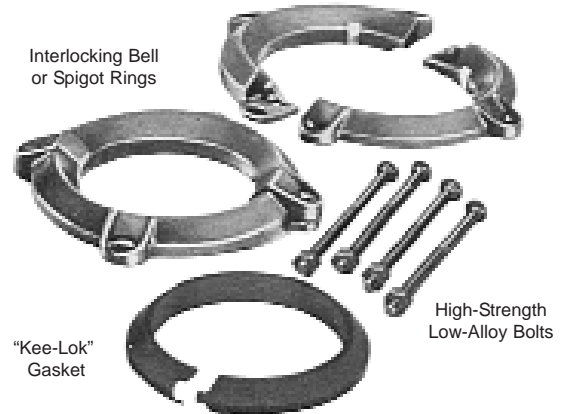
274 Bell Joint Leak Clamp

**274 Bell Joint Leak Clamp
Sizes 2"-12"**



Smith-Blair Bell Joint Leak Clamps in sizes 2" through 12" have split interlocking bell-spigot rings. Each clamp has two bell-spigot rings made up of identical, interchangeable castings. Either ring may be used as a spigot ring to compress the gasket, and either ring may be used as a bell ring behind the bell as an anchor to tighten against. For use with either caulked or rubber gasket stab type cast iron bell and spigot joints.


**Split Interlocking Bell or Spigot Rings
2"-12"**



WARNING

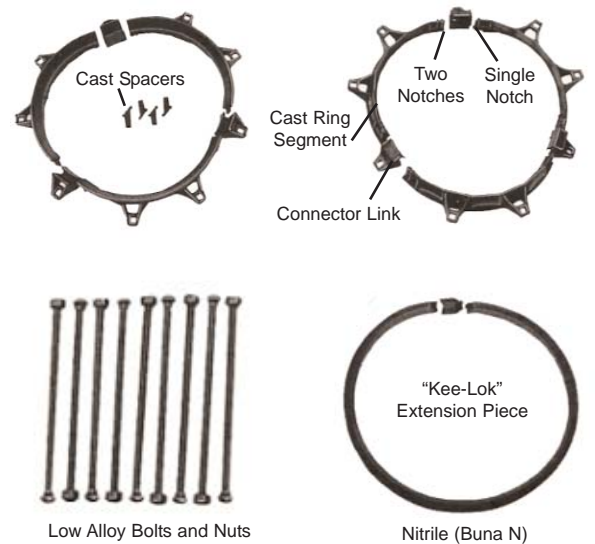
This product does not restrain axial pipe movement.

**274 Bell Joint Leak Clamp
Sizes 14"-36"**



Smith-Blair 14" through 36" Bell Joint Leak Clamps have segmented bell-spigot rings. Each clamp has two bell-spigot rings made up of identical, interchangeable castings (except 14" steel fab.). Either ring may be used as a spigot ring to compress the gasket, and either ring may be used as a bell ring behind the bell as an anchor to tighten against. For use with either caulked or rubber ring stab type cast iron bell and spigot joints.

**Segmented Bell or Spigot Rings
16"-36"**



Note:
274 Bell Lock Joint Leak Clamps size 14" are available as a steel fabrication.



274 Bell Joint Leak Clamp

DI Pipe and Short Bell

Standard			(+) Bolts		Catalog Number	Metric		
Nominal Pipe Size Inches	Pipe O.D. Range Inches	Weight Each Lbs.	No.	Bolt Size Inches		Nominal Pipe Size MM	O.D. Range MM	Weight Each KG
2	2.50	3	4	1/2 x 7	274-00000250-000	50	64	1.4
3	3.80-3.96	15	4	5/8 x 9	274-00000380-000	80	97-100	6.8
4	4.80-5.00	18	4	5/8 x 9	274-00000480-000	100	122-127	8.2
6	6.90-7.10	22	4	5/8 x 9	274-00000690-000	150	175-180	10.0
8	9.05-9.30	31	6	5/8 x 10 1/2	274-00000905-000	200	230-236	14.1
10	11.10-11.40	35	6	5/8 x 10 1/2	274-00001110-000	250	282-289	15.9
12	13.20-13.50	45	6	5/8 x 10 1/2	274-00001320-000	300	336-342	20.4
14*	15.30	52	8	5/8 x 11	274-00001530-000	350	389	24.0
14*	15.65	54	8	5/8 x 11	274-00001565-000	350	398	25.0
16	17.40-17.80	73	9	5/8 x 13	274-00001740-000	400	442-452	33.1
18	19.50-19.92	84	12	5/8 x 13	274-00001950-000	450	495-505	38.1
20	21.60-22.06	112	12	5/8 x 13	274-00002160-000	500	549-560	50.8
24	25.80-26.32	124	12	5/8 x 13	274-00002580-000	600	655-668	56.3
30†	31.74-32.74	239	15	5/8 x 17	274-00003174-000	762	806-832	108.6
36†	37.96-38.70	295	18	5/8 x 17	274-00003796-000	914	964-983	134.1

*Fabricated Carbon Steel

•Available with Bias Cut Gasket Only

†Square Neck Bolt + Oval Bolt

DI Pipe and Longer Bell

Standard			(+) Bolts		Catalog Number**	Metric		
Nominal Pipe Size Inches	Pipe O.D. Range Inches	Weight Each Lbs.	No.	Bolt or Stud Size Inches		Nominal Pipe Size MM	O.D. Range MM	Weight Each KG
4	4.80-5.00	19	4	5/8 x 17	274-40000480-500	100	122-127	8.6
6	6.90-7.10	23	4	5/8 x 17	274-40000690-500	150	175-180	10.4
8	9.05-9.30	33	6	5/8 x 17	274-30000905-500	200	230-236	15.0
10	11.10-11.40	37	6	5/8 x 17	274-30001110-500	250	282-289	16.8
12	13.20-13.50	48	6	5/8 x 17	274-30001320-500	300	336-342	21.8
14*	15.30	46	8	5/8 x 17	274-30001530-500	350	389	20.9
14*	15.65	58	8	5/8 x 17	274-30001565-500	350	398	26.3
16	17.40-17.80	78	9	5/8 x 25	274-40001740-000	400	442-452	35.4
18	19.50-19.92	90	12	5/8 x 25	274-40001950-000	450	495-505	40.8
20	21.60-22.06	118	12	5/8 x 25	274-40002160-000	500	549-560	53.5
24	25.80-26.32	130	12	5/8 x 25	274-40002580-000	600	655-668	59.0
30†	31.74-32.74	245	15	5/8 x 27	274-40003174-000	762	806-832	111.1
36†	37.96-38.70	301	18	5/8 x 27	274-40003796-000	914	964-983	136.5

*Fabricated Carbon Steel

•Available with Bias Cut Gasket Only

†Square Neck Bolt + Oval Bolt

**-500 end code = 12" of thread

**-000 end code = All thread

Sales and Manufacturing Facility Smith-Blair, Inc.

30 Globe Ave.
Texarkana, AR 71854
P. O. Box 5337
Texarkana, TX 75505
Phone: 800-643-9705 • 870-773-5127
Fax: 800-648-6792 • 870-773-5212
www.smith-blair.com

Distributed by: